

Our Notes

Read	Count	Say	Write	Do	Pair Up
------	-------	-----	-------	----	---------

YOU	B Begin	E End	T Transition	C Create	H Help	A Attend
Student(s)	start wait initiates (without prompts)	stop listen complete/ express	move organize plan	build think wonder try problem solve imagine	share/give socialize play (parallel) engage, initiate	listen watch wait
Ratings (1-5) lowest- highest						
Dates						
Optional Comments						

Read	Count	Say	Write	Do	Pair Up
letters signs words pictures symbols	numbers objects people	words communicate <ul style="list-style-type: none"> ○ needs ○ wishes ○ ideas ○ responses ask answer relate	trace draw within lines shapes	wait delay gratification follow through (repeat action)	collaborate unite join share

K CENTERS

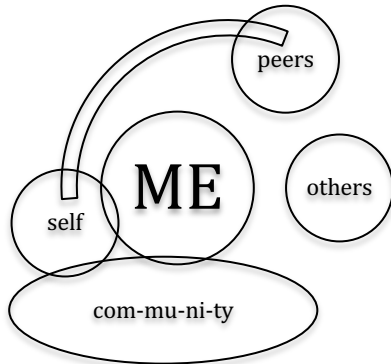
Reading	Writing/Drawing
<p><u>Materials:</u> magnetic letters, books, dry erase boards</p> <p><u>Skills:</u> left-right progression, letter names/sounds</p> <p><u>Vocabulary:</u> beginning, middle, end, syllable...</p>	<p><u>Materials:</u> pencils, crayons, Bingo markers, pencil grips</p> <p><u>Skills:</u> fine motor</p> <p><u>Vocabulary:</u> straight, curved, lower, higher...</p>
Math	Science
<p><u>Materials:</u> counting chips, sets of objects</p> <p><u>Skills:</u> identify amounts, sequencing, ordering in size, one-to-one correspondence comparisons</p> <p><u>Vocabulary:</u> smaller, larger, same, more, less</p>	<p><u>Materials:</u> kits, community/classroom resources- magnets, water...</p> <p><u>Skills:</u> classify, observe, explore, discuss, remember</p> <p><u>Vocabulary:</u> attract, repel, shape...</p>
Listen To It	Technology
<p><u>Materials:</u> ears, minds, headphones</p> <p><u>Skills:</u> attention to details, instructions</p> <p><u>Vocabulary:</u> loud, soft...</p>	<p><u>Materials:</u> Chrome Books, iPads, computers</p> <p><u>Skills:</u> keyboarding, researching</p> <p><u>Vocabulary:</u> keys, delete, find, swipe...</p>
Build It	House
<p><u>Materials:</u> blocks, Legos, glue, tape</p> <p><u>Skills:</u> creativiy</p> <p><u>Vocabulary:</u> construct, deconstruct...</p>	<p><u>Materials:</u> toy family, kitchen, garage...</p> <p><u>Skills:</u> collaboration</p> <p><u>Vocabulary:</u> family, partners, brothers, sisters...</p>
Dramatic Play	Touch It
<p><u>Materials:</u> puppets, toys...</p> <p><u>Skills:</u> observe, think, imagine, pretend</p> <p><u>Vocabulary:</u> share, pretend, play...</p>	<p><u>Materials:</u> sand, shaving cream</p> <p><u>Skills:</u> sensory input</p> <p><u>Vocabulary:</u> soft, coarse, bumpy, smooth...</p>

PAVE-Accommodations & Prompts




Awareness Quotient

S Self
 O Others
 S Space

B Body
 O Others
 S Space
 S Structure



Physical	Auditory	Visual	Emotional
hand-over-hand assistance	verbal praise	schedule	proximity
raised glue	vocalization	social story	reminders
larger tools	auditory signals	PECS	social scripts
model	music	video modeling	proximity
	repetition	hand signals	

		
UH-OH	OK	WOW